

IF IMMIGRATION (ICE) COMES TO YOUR DOOR OR STOPS YOU ON THE STREET, **YOU HAVE RIGHTS!** PROTECT YOURSELF AND YOUR FAMILY.

# YOU HAVE THE RIGHT TO:


## YOU SHOULD NOT

- Lie or show false identity documents
- Show foreign identity documents unless they have a judicial warrant with your name
- Flee or physically resist arrest

1

### REFUSE ENTRY TO YOUR HOME

Do not open the door unless they provide a judicial warrant with your name on it, signed by a judge!




2

### REMAIN SILENT

Repeat this sentence:

**I wish to remain silent and speak with an attorney.**

**I do not consent to this search!**



3

### REFUSE SEARCH OF YOUR PERSON AND PROPERTY

Do not consent to a search unless they provide a judicial warrant.



4

### REFUSE TO SIGN ANY DOCUMENT

Do not sign anything without first speaking to an attorney.



5

### DOCUMENT YOUR INTERACTION

You can document your or someone else's interaction with ICE with photographs or video recording.



## IMPORTANT REMINDERS:

### ALWAYS REPORT ARRESTS OR RAIDS

If you live in NYC, call the Immigrant Defense Project: **212-725-6422**

If you live outside of NYC, call United We Dream: **1-844-363-1423**

Make sure to report: # of officers, their badge #s, what their uniforms or vests said, and what type of car they drove (with license plate).

### BE PREPARED

If you are worried about immigration, talk to a trusted lawyer to understand your unique situation and risk. Keep the lawyer's information in case of an arrest. Make a safety plan with your family, and practice what you'll say if Immigration stops you.

### LEARN MORE

Make sure that you know as much as possible to ensure you can best protect you and your family.

Learn more here: [bit.ly/knowyourrights-nyic](http://bit.ly/knowyourrights-nyic)

# IF IMMIGRATION IS AT YOUR DOOR...

## DO NOT LET THEM ENTER WITHOUT A WARRANT

Immigration officials—just like the police—**cannot** enter your home without a warrant signed by a judge.

- **Never** open the door
- **Ask** for the warrant to be slid under the door or put against the window
- **Confirm** that any warrant has **your** name
- Even if Immigration has a warrant, if it is for someone you don't know or who used to live at your home, they **cannot** use it to enter



### if they **do not** have a warrant

If Immigration doesn't have a warrant, or the warrant is for someone else who you don't know or who doesn't live there, **tell them you cannot let them in without a warrant, or that that person does not live there, and politely ask them to leave.**

If they are looking for someone you know, you don't have to tell them where that person is—ask for their contact information and tell them to leave.

### if they **do** have a warrant

If Immigration does have a warrant with your name, **you still have rights!**

You shouldn't tell them anything, say:

**“I PLEAD THE FIFTH AMENDMENT AND HAVE THE RIGHT TO REMAIN SILENT.”**

- **Keep saying it** if they ignore you.
- **Do not sign** any documents they have. You always want a lawyer to tell you if it is okay to sign any document.
- **Do not give** Immigration any identity documents from your home country like your passport.

### if they **arrest** you or others

If Immigration does have a warrant and arrests you or others in your home, **do not sign anything and do not admit anything.**

- **Keep the number** of an attorney that you can call.
- Make sure you **have important numbers and documents safely hidden** at home where your family or friends can find them to help you.

### document your interaction


You should have someone else in the house start video-taping the interaction, or use video/sound recording on your phone. After Immigration leaves, you or they should write down everything you can remember: what the Immigration officials were wearing, what car they were driving, exactly what happened.

### report your interaction

Immediately report that Immigration came to your door.

If you live in New York City, call the Immigrant Defense Project:  
**212-725-6422**

If you live outside of New York City, call United We Dream:  
**1-844-363-1423**



# IF IMMIGRATION STOPS YOU IN THE STREET...

## ask if you are free to go

If Immigration stops you on the street and starts asking you questions, immediately ask them if you are free to go.

If they say yes, tell them you don't want to answer their questions and walk away.

If they say no, tell them:

**“I PLEAD THE FIFTH AMENDMENT AND HAVE THE RIGHT TO REMAIN SILENT.”**

## do not consent to a search

Do not let Immigration search your belongings or your pockets.

Tell them:

**“I DO NOT CONSENT TO THIS SEARCH.”**

## do not answer questions

Do not answer questions about your immigration status or where you're from. Tell them you have the right to remain silent.

## do not show documents

Do not give them any identity documents to show who you are from your home country (like your passport).

## report what you saw

Immediately report you were stopped by Immigration.

If you live in New York City, call the Immigrant Defense Project:  
**212-725-6422**

If you live outside of New York City, call United We Dream:  
**1-844-363-1423**


Being stopped by Immigration can be very frightening, but do not run away or flee, do not give them false documents, and never lie!



# IF YOU WITNESS AN IMMIGRATION ARREST OR RAID...

## document the interaction

You have the right to photograph and record the interaction. Do so from a safe distance so that you do not escalate the arrest or raid.



## take notes

Write down

- how many officers there were
- what their badge numbers were (if you can see)
- what they were wearing and what their uniforms or vests said
- what type of car they were driving (with license plate).

## report what you saw

Immediately report what you saw!

If you live in New York City, call the Immigrant Defense Project:  
**212-725-6422**

If you live outside of New York City, call United We Dream:  
**1-844-363-1423**